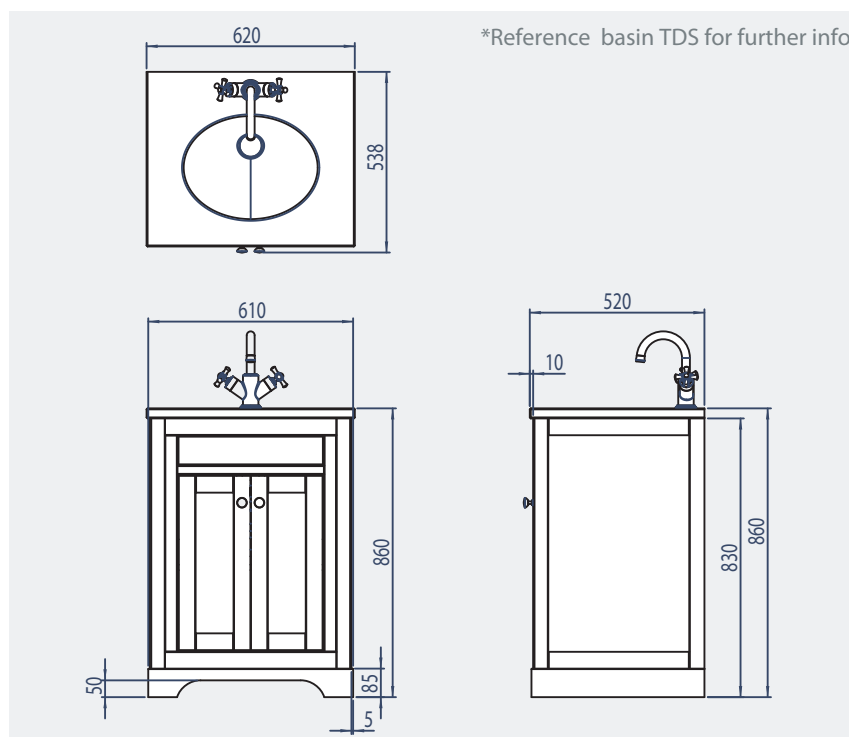


LAURA ASHLEY BATHROOM COLLECTION

Marlborough 600mm Flat Fronted Unit - Specification Sheet

Basin: LA13004

Furniture: LA13100



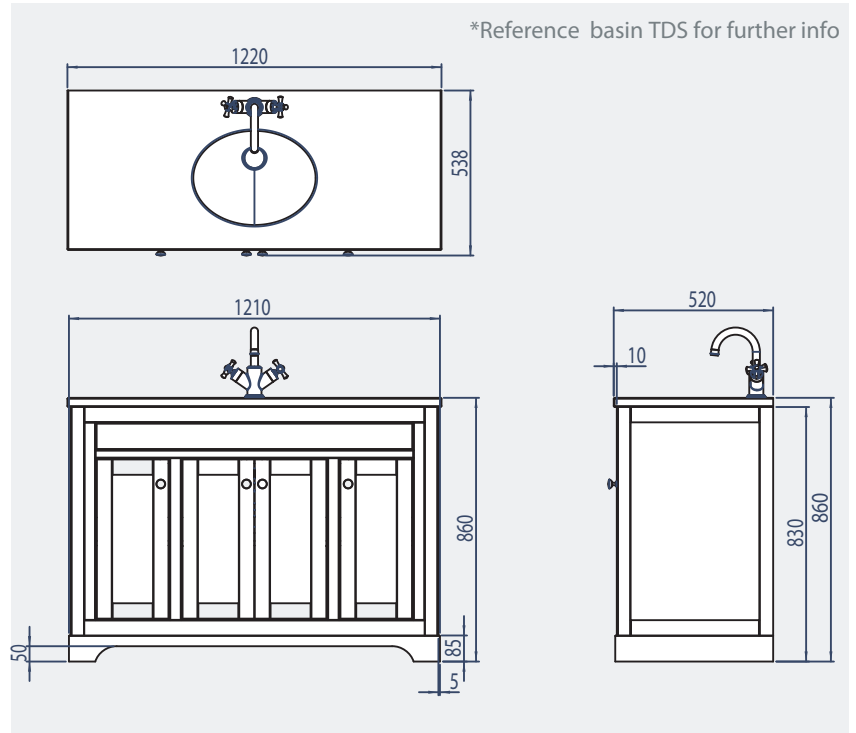
Product Range	Marlborough
Product Finish Options	Cobblestone, Cotton White, Charcoal
Product Information	<ul style="list-style-type: none"> • Hand painted effect finish • Soft close hinges • Solid poplar wood frame/ MDF Panels • Chrome plated handles
Product Guarantee	10 years
Frequently Asked Questions	<p>Q. Are the doors pre-drilled?</p> <p>A. Yes, the doors are pre-drilled. - 70mm from top edge of door</p> <p>Q. Can I replace the unit shelves?</p> <p>A. No, the 600mm unit shelf is fixed for rigidity.</p> <p>Q. Can you fix unit to the wall?</p> <p>A. Yes, refer to instructions of unit for installation.</p> <p>Q. What basin suits this unit?</p> <p>A. Marlborough Ceramic Underslung Basin - Ref: LA13004</p> <p>Q. How deep is unit with door open?</p> <p>A. Overall depth of unit with doors open is 660mm</p> <p>Q. What worktop suits this unit?</p> <p>A. There are strata and honed marble finished worktops allocated to this unit - Refer to brochure.</p> <p>Q. What is the height of the unit without worktop?</p> <p>A. Overall height without worktop is: 830mm</p> <p>Q. What is the height of void space at footer of unit?</p> <p>A. Void height is: 50mm</p>

LAURA ASHLEY BATHROOM COLLECTION

Marlborough 1200mm Flat Fronted Unit - Specification Sheet

Basin: LA13004

Furniture: LA13105

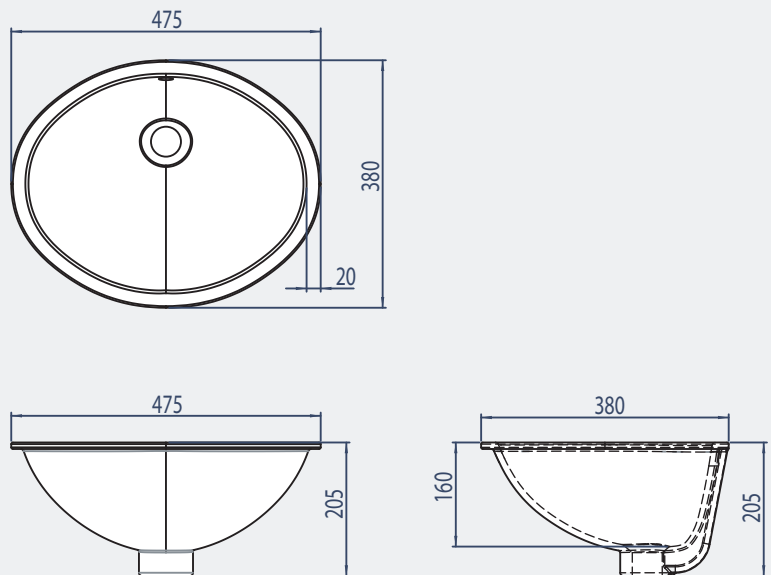


Product Range	Marlborough
Product Finish Options	Cobblestone, Cotton White, Charcoal
Product Information	<ul style="list-style-type: none"> • Hand painted effect finish • Soft close hinges • Solid poplar wood frame/ MDF Panels • Chrome plated handles
Product Guarantee	10 years
Frequently Asked Questions	<p>Q. Are the doors pre-drilled?</p> <p>A. Yes, the doors are pre-drilled. - 70mm from top edge of door</p> <p>Q. Can I replace the unit shelves?</p> <p>A. No, the 1200mm unit shelf is fixed for rigidity.</p> <p>Q. Can you fix unit to the wall?</p> <p>A. Yes, refer to instructions of unit for installation.</p> <p>Q. What basin suits this unit?</p> <p>A. Marlborough Ceramic Underslung Basin - Ref: LA13004</p> <p>Q. How deep is unit with door open?</p> <p>A. Overall depth of unit with doors open is 660mm</p> <p>Q. What worktop suits this unit?</p> <p>A. There are strata and honed marble finished worktops allocated to this unit - Refer to brochure.</p> <p>Q. What is the height of the unit without worktop?</p> <p>A. Overall height without worktop is: 830mm</p> <p>Q. What is the height of void space at footer of unit?</p> <p>A. Void height is: 50mm</p> <p>Q. What variations does this unit come in?</p> <p>A. Unit comes as a single and double underslung basin option - Refer to brochure for further info on finishes.</p>

LAURA ASHLEY BATHROOM COLLECTION

Marlborough Underslung Basin - Specification Sheet

Underslung Ceramic Basin: LA13004



Product Range

Product Finish Options

Product Information

Product Guarantee

Frequently Asked Questions

Q. What does this code LA13004 include?

Q. What units is this compatible with?

Q. How are the basins fixed to the worktop?

Q. Does the basin have an overflow?

Q. What is the bowls depth?

Marlborough

Ceramic Basin

- Fixings included for fixing to furniture
- Fixed to unit from bottom side of worktop
- Overall height = 205mm
- Overall width = 475mm
- Overall depth = 380mm

10 years

A. Just the underslung basin fixings.

A. All underslung Marlborough Units:

LA13061, LA13060, LA13068, LA13065, LA13064, LA13069

A. Basins are fixed to the worktop using fixing brackets on the underside. Once in position, the top face of the basin needs to be siliconed to the underside of the worktop. The brackets can then be tightened while silicone sealant cures.

A. Yes, the basin has an integrated overflow.

A. The bowls overall depth is 110mm