



**GIANT**<sup>®</sup>  
BY TOBROCO



COMPACT DESIGN  
BIG IN PERFORMANCE

# G4500

**Z-BAR  
X-TRA  
TELE**



[WWW.TOBROCO-GIANT.COM](http://WWW.TOBROCO-GIANT.COM)



# G4500

## Z-BAR / X-TRA / TELE

COMPACT DESIGN,  
BIG IN PERFORMANCE!



With the introduction of the G4500 TOBROCO-GIANT will be active in the 4.5 tonnes class for the first time. The compact and manoeuvrable G4500 machines will become the standard for productivity, comfort and reliability. Whether it concerns work for agricultural purposes, construction & demolition, infrastructure or other areas of application. The G4500 is ready for every job because of the different configurations.



Like all GIANT machines, the G4500 models will distinguish themselves by a high tipping load compared to their own weight. Combined with a powerful, 75 hp, diesel engine, hydrostatic 4-wheel drive with automotive control and 100% switchable lock on both axles, the machines will always have enough grip, a lot of pulling force and smooth movement.

The G4500 models are a solid investment because of their reliability and high productivity. Only the best components have been chosen and tested extensively before they were applied to the G4500 series. TOBROCO-GIANT works closely with quality suppliers like Bosch Rexroth, Comer, Kubota and Hydac during the development of new machines.

TYPES	G4500 Z-BAR	G4500 X-TRA	G4500 TELE
Service weight	4.500 kg	4.400 kg	4.600 kg
Lifting capacity	2.800 kg	3.100 kg	See table
Tipping load	3.340 kg	4.470 kg	See table
Lifting height	3.500 mm	2.850 mm	4.350 mm



# STRONG PROPERTIES



- 1. WORKING COMFORTABLY** - A comfortable working environment has been created in the cabin so long working days are no problem. The steering column is fully adjustable and all necessary information can easily be read from a central display.
- 2. WORK SAFELY** - The cabine and safetyroof are internationally ROPS/FOPS certified. The use of narrow styles and skylight gives the operator all-round visibility and an excellent view on his work to allow safe and precise operation.
- 3. SERVICE** - Daily checks and maintenance can be carried out quickly and in a safe manner because service points are easily accessible.
- 4. POWERFUL PERFORMANCE** - The machines are driven by a powerful, 75 hp, Kubota engine that is equipped with a catalytic converter (DOC) and soot filter (DPF) and meet the latest, EU Stage V, clean engine standards.
- 5. COMPACT DESIGN** - The compact dimensions ensure that the machines can operate in small spaces.
- 6. MANOEUVRABILITY AND STABILITY** - The articulated pendulum joint provides manoeuvrability and stability. Unevenness's are absorbed without any compromise to the performance. Optional it is possible to equip the machine with the patented Stabilo system for extra productivity.

- 7. PRODUCTIVITY** - The hydrostatic 4-wheel drive with automotive control (Rexroth) and 100% switchable lock on both, 16-tons, axles always provides enough grip, a lot of pulling force a smooth movement.
- 8. VERSATILITY** - Simply change the attachment and adjust the machine to your working conditions.
- 9. HYDRAULIC POSSIBILITIES** - The hydraulics can be extended to a servo-controlled version. A high flow version is also available, which can deliver 120 l/min to the chosen attachment.
- 10. SPEED** - Optionally, the driving speed can be increased to 35 km/h. Extra pulling force through two-speed gearbox.
- 11. CHOOSE THE MACHINE FOR YOUR WORK** - The G4500 can be configured completely according to your wishes. Depending on your work you choose a Z-bar, X-TRA or TELE version with correct options.
- 12. SOLID INVESTMENT** - The G4500 a solid investment because of its reliability and high productivity. Only the best components have been chosen and tested extensively before they were applied. TOBROCO-GIANT works closely with quality suppliers like Bosch Rexroth, Comer, Kubota and Hydac.





# TOP PERFORMANCE

## HIGH TRACTIVE FORCE AND SPEED

Whether transporting large quantities of loads or rough-working activities, the hydrostatic 4-wheel drive with automotive control (Bosch Rexroth) and 100% switchable lock on both, 16-tons, axles always provides enough grip, a lot of pulling force a smooth movement.



*Optionally, the driving speed can be increased to 35 km/h, which improves productivity even more.*



## POWERFUL ENGINE

The machines are driven by a powerful and reliable 55 kW / 75 hp diesel engine from Kubota. The engine is equipped with a catalytic converter (DOC) and soot filter (DPF) and meet the latest, EU Stage V clean engine standards.



## STRONG WORKING HYDRAULICS

The hydraulic system of the G4500 models is directly controlled via the joystick and is more than sufficient to drive a large number of attachments. If the working conditions demand more, then the working hydraulics can be extended to a servo-controlled version. A high flow version is also available, which can deliver 120 l/min to the attachment. It is possible to have a maximum of 5 double-acting hydraulic functions at the front and one at the back.



## ONLY THE BEST COMPONENTS

GIANT machines are a solid investment because of their reliability and high productivity. Only the best components have been chosen and tested extensively before they were applied to the G4500 series. TOBROCO-GIANT works closely with quality suppliers like Bosch Rexroth, Comer, Kubota and Hydac.





# COMPACT DESIGN

COMPACT DESIGN  
BIG IN PERFORMANCE



G4500 TELE

The G4500 models are designed to operate in small spaces and in rough terrain. Not only the low weight and the compact dimensions ensure this, but the articulated pendulum joint gives the machines a small turning circle and makes them extremely manoeuvrable. This ensures that work can be done very accurate.

Depending on the choice of tires, the machines have a width between 146 and 195 centimetres. The height varies between 2.5 and 2.6 meters, depending on the choice for a safety roof or cabin. Narrow and low passages are therefore no problem and the machines be used inside as well.

## CHOOSE THE RIGHT MACHINE FOR YOUR WORK

The G4500 is available in three version, where the robust front frames differ from each other. A version with Z-kinematics is available for activities such as loading and unloading. This Z-BAR ensures a high breakout force and excellent loading heights. A version with telescopic arm is available for work at height. The G4500 TELE has a maximum lifting height of 4.35 meters for fast and efficient loading and lifting. The X-TRA model is equipped with a lower front frame and specifically developed for extremely heavy work and work within the construction and earthmoving.



## STABILITY AND MANOEUVRABILITY

The articulated pendulum joint provides the G4500 a lot of stability and manoeuvrability. The system ensures that all four wheels remain on the ground, even when working on uneven terrain. This allows you not only to work safely but there is always sufficient traction.



## STABILO-SYSTEM

For extra productivity it is possible to equip the machines with the patented Stabilo System or boom suspension. Both options provide extra safety and comfort because unevenness's are absorbed without any compromise to the performance.



G4500 X-TRA



G4500 Z-BAR





# SAFETY AND COMFORT

## WORK COMFORTABLE

A comfortable working environment has been created in the cabin so long working days are no problem. The steering column is fully adjustable and all necessary information can easily be read from a central display. While using the joystick, the operator can rest his arm on ergonomically shaped armrest. All key functions are close to the joystick so that they can be easily operated.



## WORK SAFELY

The machines are standard equipped with a safety roof and this can optionally be extended to a full-option cabin. The cabins of the G4500 machines have been extensively tested on safety by an independent authority and are internationally ROPS/FOPS certified. All-round visibility gives the operator an excellent view on his work and allows safe and precise operation.



All-round visibility



# SERVICE



Standard cyclone filter

Performing maintenance to the G4500 is easy because the service points are easy to reach. Filters, hydraulic system and engine can be freely accessed via the easy-to-open bonnet, tilting cab or other service panels. This ensures that daily checks and maintenance can be carried out quickly and in a safe manner.

## ELECTRONICALLY CONTROLLED

Information about oil temperature, regeneration, etc., can be read from the dashboard so that you can always see these important data during work.

# TOBROCO-GIANT WORLDWIDE

## DEALER NETWORK

With a large network of dedicated dealers we like to be close to our customers to provide the machines, service and parts that you demand. All dealers are supported by a team of experts from the head office of TOBROCO-GIANT in Oisterwijk, The Netherlands.

## TRAINING

At TOBROCO-GIANT we know all the details about our machines. That is why we offer an extensive training program to our dealers. Not only on the newest features or attachments, but also on how to service a machine to the highest standards.

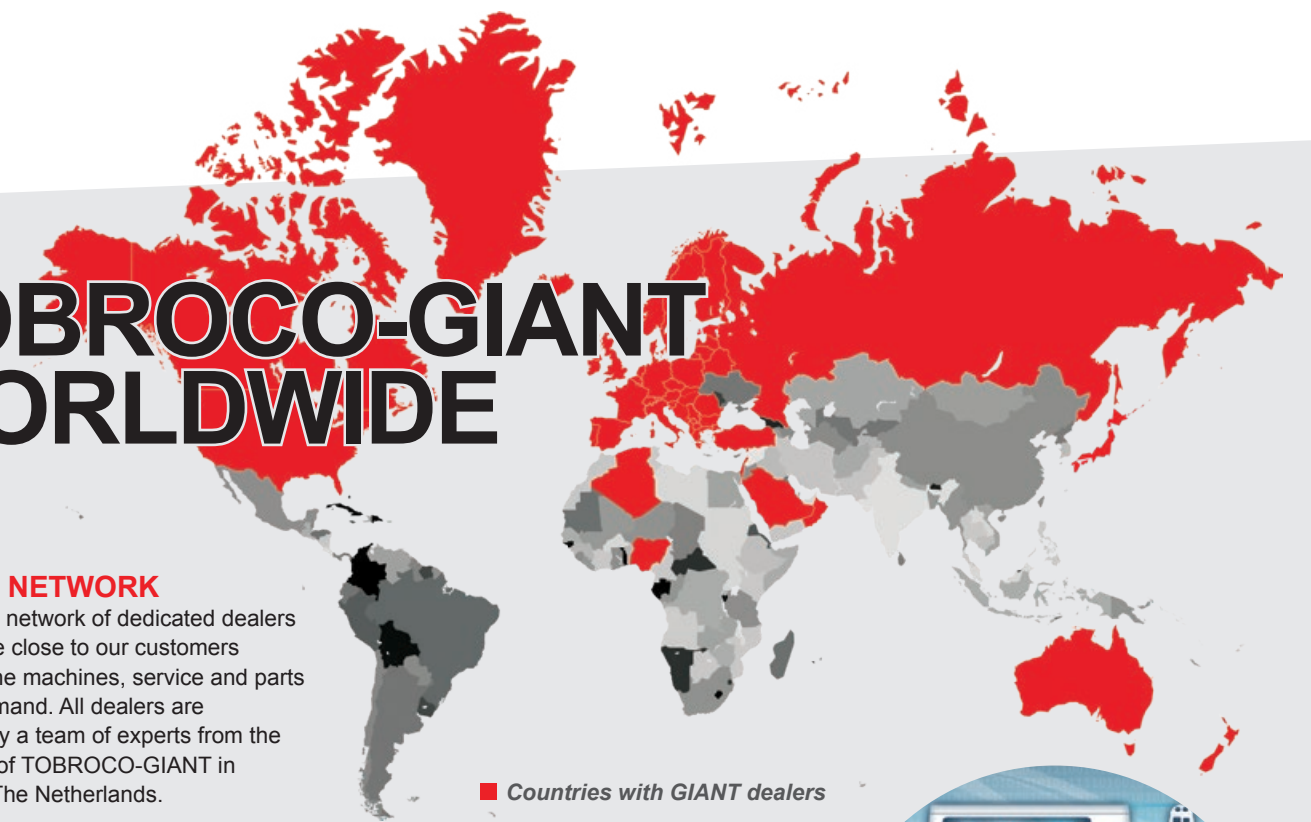
## SERVICE & SUPPORT

At TOBROCO-GIANT we offer support, service and high quality parts to protect the investment that you have made in GIANT Machinery. Together with our dealers we are available to make sure that your machine performs in the best possible way. This increases your productivity and will result in an even better return on your investment.



## GENUINE GIANT PARTS

The usage of genuine GIANT parts ensure reliable, efficient and safe operation of your machine. We only use the best quality components and test them severely before we introduce a new model. All these parts are vital for the best possible performance and minimising downtime. Keeping your GIANT 100% original saves you money in the end because of reduced running costs and a higher resale value.



■ Countries with GIANT dealers





## ■ ATTACHMENTS

TOBROCO-GIANT offers more than 100 different attachments so your machine can be used all year long. By choosing the right attachment it is possible to adjust your GIANT to working conditions for agricultural purposes, construction, material handling, private use and many other areas of application. Clear every job with one machine!



### HYDRAULIC QUICK COUPLER

The G4500 models are equipped with a hydraulic quick coupler as standard. This makes it possible to change attachments safely and within seconds.



### MOUNTING SYSTEMS

TOBROCO-GIANT offers a wide range of mounting systems, enabling you to use the attachments that you have already have.

## ■ SECTORS

### ONE MACHINE FOR EVERY JOB!



INFRASTRUCTURE



AGRICULTURAL



CONSTRUCTION & DEMOLITION



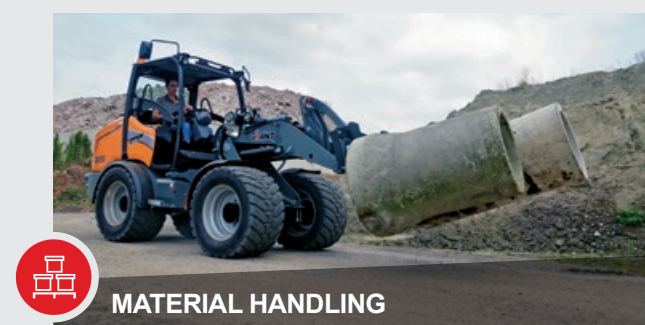
EQUINE INDUSTRY



FORESTRY



GOVERNMENT & MUNICIPALITIES



MATERIAL HANDLING



NURSERIES



WINTER SERVICE



LANDSCAPING & GROUND CARE




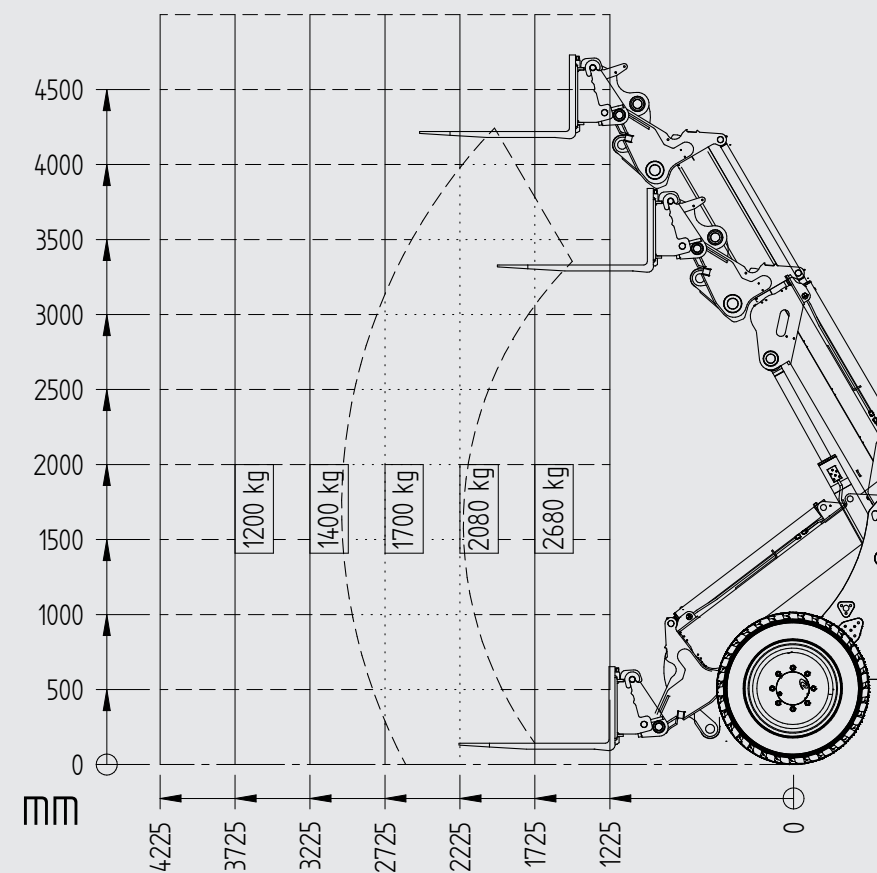
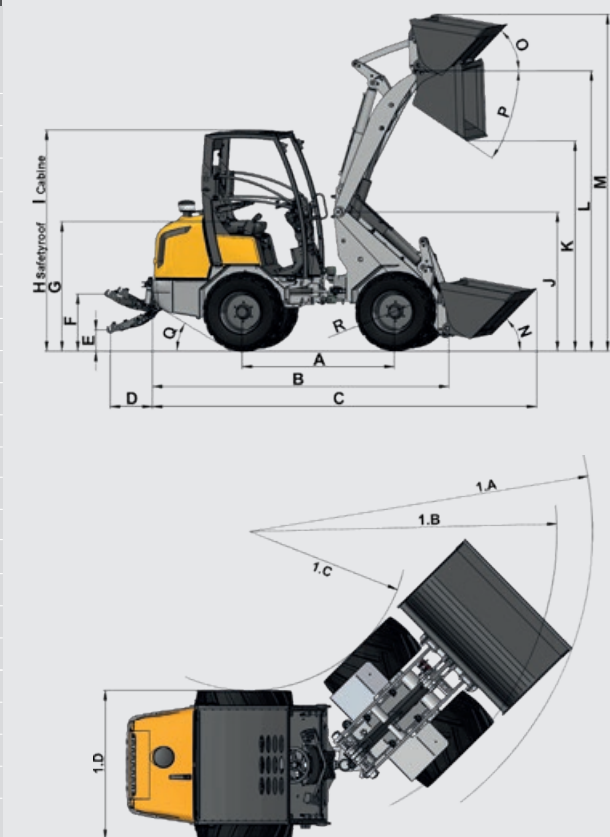


TECHNICAL DATA			
TYPE	G4500 Z-BAR	G4500 X-TRA	G4500 TELE
Service weight <sup>1</sup>	4.500 kg	4.400 kg	4.600 kg
Lifting capacity	2.800 kg	3.100 kg	See graph
Tipping load <sup>2</sup>	3.340 kg	4.470 kg	See graph
SIZE AND SPEED			
Lifting height <sup>2</sup>	3.500 mm	2.850 mm	4.350 mm
Length without bucket	4.165 mm	4.162 mm	4.454 mm
Machine height <sup>3</sup>	2.523 mm	2.523 mm	2.523 mm
Width on standard tyres	1.460 mm	1.460 mm	1.460 mm
Standard tyres	11.5/80-15.3 AS		
Travel speed	0-10 km/h 0-20 km/h (with automatic gear)		
	Optional 0-35 km/h		
ENGINE			
	Kubota V3307-CR-TE (Stage V ready)		
Cylinders	4		
Power	75 pk / 55 kW		
Type	Turbo Diesel		
Fuel tank capacity	77 L		
Oil capacity	80 L		
POWERTRAIN			
Type	Hydrostatic 4 wheel drive		
Transmission	Automotive control		
Differential	100% electrical differential lock on both axles		
Final drive	16 tons axles		
Driving hydraulics	145 l/min (480 bar)		
Working hydraulics	80 l/min (250 bar)		
Parking brake	Hydraulic multidisc brake SAHR		

STANDARD MACHINE FEATURES			
Lifting arm	Z-BAR	X-TRA	Telescopic
Double acting valve at the front (mechanical)	Std	Std	Std
Modular cylinder set-up (MCS)	Std	Std	Std
Floating position on lifting cylinder(s)	Std	Std	-
Hose rupture protection	-	-	Std
ROPS / FOPS safetyroof incl. rear window and safety doors left and right	Std	Std	Std
Hydraulic servicebrake on 4 wheels	Std	Std	Std
Luxury air suspended seat with safety belt, armrest and extended backrest	Std	Std	Std
Main switch	Std	Std	Std
Towing hook	Std	Std	Std
1 Counterweight integrated into the bumper	Std	Std	Std
Working light (halogen) at the front	Std	Std	Std
Cyclone filter	Std	Std	Std
Oil cooler	Std	Std	Std

1 Measured with earthbucket  
2 Measured with hinge point in straight position on standard tyres  
3 Measured on standard tyres with safety roof

MEASUREMENTS				
	Unit	G4500 Z-BAR	G4500 X-TRA	G4500 TELE
A Wheelbase	mm	2.044	2.044	2.044
B Total length	mm	4.165	4.162	4.454
C Length with bucket	mm	5.002	4.993	5.310
D Length 3 point hitch	mm	707	707	707
E 3 Point hitch in lowest position	mm	198	198	198
F 3 Point hitch in highest position	mm	700	700	700
G Seat height	mm	1.600	1.600	1.600
H Max. height with safety roof	mm	2.523	2.523	2.523
I Max. height with cabin	mm	2.553	2.553	2.553
J Height front frame	mm	1.838	1.772	1.906
K Max. dumping height	mm	2.551	1.919	3.400
L Lifting height	mm	3.500	2.850	4.350
M Height with bucket	mm	4.250	3.600	5.100
N Rollback angle on the ground	degrees	45	45	41
O Rollback angle at max. lift height	degrees	54	43	-
P Max. angle for bucket emptying	degrees	46	46	41
Q Drive-up angle	degrees	29	29	29
R Outer size of tires	ø mm	1.050	1.050	1.050
1D Width on standard tyres	mm	1.460	1.460	1.460
1A Turning radius with bucket	mm	3.589	3.589	3.738
1B Turning radius on outer edge	mm	3.190	3.190	3.190
1C Inner turning radius	mm	1.745	1.745	1.745





■ AVAILABLE OPTIONS

	G4500 Z-BAR	G4500 X-TRA	G4500 TELE
<b>DRIVETRAIN</b>			
Higher driving speed (35 km/h) and extra pulling force through 2 gears and gearbox. 0-15 and 0-35 km/h	○	○	○
Stabilo system on articulated oscillating point (patented system)	○	○	○
Hand throttle	○	○	○
Hand inching	○	○	○
<b>CABIN</b>			
ROPS / FOPS Cabin incl. heating / 2 mirrors / 2 working lights (halogen) at front / 2 working lights (halogen) at back	○	○	○
ROPS / FOPS safetyroof deluxe (front and rear window, windscreen wiper front and rear)	○	○	○
Glass doors left or right for ROPS / FOPS safetyroof deluxe	○	○	○
Heating (required when choosing glass doors left and right)	○	○	○
Airco for ROPS / FOPS cabin	○	○	○
Radio incl. speakers (for both ROPS/FOPS safetyroof deluxe and cabin)	○	○	○
DAB+ radio with bluetooth and USB 2.0 incl. speakers (for both ROPS/FOPS Safetyroof deluxe and cabin)	○	○	○
Rear view mirror	○	○	○
<b>HYDRAULIC SYSTEM FRONT</b>			
Hose rupture protection on lift and top cylinder (floating position expires)	○	○	Std
Hose rupture protection on lift and top cylinder + floating position	○	○	○
Boom suspension	○	○	○
Hose rupture protection on lift and top cylinder + floating position + boom suspension	○	○	○
Electrical rod lock	○	○	○
Electrical pump switch off on lift and top cylinder	○	○	○
Transport securing device	○	○	○
1x Extra DA hydraulic function, mechanical to front 80 l/min, 250 bar	○	○	○
1x Extra DA hydraulic function, proportional in joystick to front 80 l/min, 250 bar	○	○	○
2x Extra DA hydraulic function, proportional in joystick to front 80 l/min, 250 bar	○	○	○
1x Extra DA hydraulic function, mechanical + 2x extra DA hydraulic function proportional in joystick to front. 80 l/min, 250 bar	○	○	○
Dual gear pump, 52 l/min 150 bar	○	○	○
Dual gear pump High Flow, 117 l/min 150 bar	○	○	○
Single-side hydraulic hold on additional function	○	○	○
Double-side hydraulic hold on additional function	○	○	○
Leak oil connection at the front	○	○	○
Free hydraulic return at the front	○	○	○
<b>HYDRAULIC SYSTEM BACK</b>			
1x Extra DA hydraulic function, mechanical to back 80 l/min, 250 bar	○	○	○
1x extra DA hydraulic function proportional in joystick to back. 80 l/min, 250 bar	○	○	○
Leak oil connection at the back	○	○	○
Free hydraulic return at the back	○	○	○
Hydraulic trailer brake valve	○	○	○
<b>LIGHTING</b>			
Additional working light (halogen) to the front	○	○	○
Additional working light (halogen) to the front of safetyroof (Max. 2)	○	○	○
LED working lights	○	○	○
Flashing/warning light (Max.2)	○	○	○
Flashing/warning light LED (Max.2)	○	○	○
Traffic lights	○	○	○
LED traffic lights	○	○	○
<b>ELECTRICAL SYSTEM</b>			
Switched 12 Volt socket, 3-pin (front)	○	○	○
13-pin trailer socket to the back (only in combination with traffic lights)	○	○	○
Parallel indicator on tilt cylinder	○	○	○
Kit engine heater 220V	○	○	○
Back-up alarm (acoustic)	○	○	○
<b>OTHER</b>			
Combination towing hook	○	○	○
Counterweight 125 kg under the machine	○	○	○
Different hitch	○	○	○
Automatic Rockinger bolt coupling device (only possible in combination with brake valve)	○	○	○
Three point lifting mechanism (Cat. 2) incl. 4th function mechanical	○	○	○
Three point lifting mechanism (Cat. 2) incl. 4th function mechanical	○	○	○

THE  
COMPANY



PROVIDING SOLUTIONS

“We build what you want” is our motto and that is exactly what we stand for. Creativity up, operation costs down – solutions tailored to your needs. The extensive product range of loaders and attachments is designed for your specific needs and can be further customised through various options. TOBROCO-GIANT is more than just a premier supplier of high performance loaders and attachments. We realise that your equipment investment is critical to your business. To assure maximum return on investment, TOBROCO-GIANT provides you with service support and quality parts you can expect from one of the world’s leading compact loader manufacturers.

ABOUT TOBROCO-GIANT

We offer one of the broadest product portfolios in the business with a total of 36 different models in 40 countries, designed and built by a team of 250 enthusiastic employees in our modern factory in Oisterwijk, the Netherlands and 100 employees in Hungary.

TOBROCO-GIANT supplies machines from 750 kg until 6000 kg with engines from 20 hp till 76 hp for the worldwide machine market. Which machine will you choose?

TOBROCO-GIANT SINCE 1996

- 1996

• TOBROCO Machines is founded by the current owner / director Toine Brock.
- 2001

• Development of the first GIANT wheel loader.
- 2003

• Moved to new production facility in Oisterwijk, Netherlands.
- 2003

• Development of the first GIANT Telescopic wheel loader.
- 2010

• Opening of a new production facility in Oisterwijk.
- 2011

• Development of the first GIANT Telehandler.
- 2013

• Opening of new production facility in Eger, Hungary.
- 2014

• Production of the 10.000th GIANT and 25.000th attachment.  
• Development of the first GIANT skid steer lader.
- 2015

• Introduction of the patented Stabilo system, an innovative stabilization system that contributes to safety and driving comfort during work.
- 2016

• Opening of TOBROCO-GIANT USA in Des Moines, Iowa.  
• Winner of King Willem I Award for best SME in the Netherlands.  
• Opening of new R&D Centre for the development of new machines and attachments.
- 2017

• Introduction of the first machines that are compliant with Stage V regulations.
- 2019

• Expansion of production facility in Oisterwijk.  
• Introduction of the first electric GIANT wheel loader.







**G4500** ✓

TOBROCO-GIANT has been manufacturing quality GIANT machines and attachments since 1996 when we opened our first factory in the Netherlands. Today, TOBROCO-GIANT offers one of the broadest product portfolios in the business with 36 different models in 40 countries.

TOBROCO-GIANT supplies machines from 750 kg until 6000 kg with engines from 20 hp till 76 hp for the worldwide machine market. Which machine will you choose?



**SK-SERIE**



**A-SERIE**



**A-SERIE TELE**



**B-SERIE**



**C-SERIE**



**D-SERIE**



**E-SERIE**



**E-SERIE TELE**



**G3500** ✓



**V-SERIE**



**V-SERIE TELE**



**T-SERIE**

✓ Stage V ready



**GIANT**  
BY TOBROCO

## TOBROCO-GIANT

Industrielaan 2  
5061 KC Oisterwijk (The Netherlands)  
Tel +31 (0)13-5211212  
Fax: +31 (0)13-5234045  
Internet: [www.tobroco-giant.com](http://www.tobroco-giant.com)  
E-Mail: [info@tobroco-giant.com](mailto:info@tobroco-giant.com)

All technical data in this brochure refer to under Central European operating conditions tested series models and describe the standard functions. Specifications and their modes of operation, as well as accessories, depend on the model and the options of the product, as well as country-specific regulations in the country of sale. Images may show non-listed or non-standard available products. The descriptions, illustrations, weights and technical data are not binding and are in accordance with the state of the art at the time of going to press. Changes in the design, equipment, optics and technology are due to the continuous development of its products without prior notice. Do you need special functions which are only available through the use of additional components and / or under special circumstances, please contact us! We will be happy to answer your questions and let you know whether and under what conditions regarding the product and the environmental conditions special functions are realizable. When doubts about the capacity or the performance of our products under special circumstances, we recommend to perform under controlled conditions. Testing activities despite the utmost care, we cannot rule out deviations from illustrations or dimensions, calculation errors, misprints or omissions in this brochure. We therefore accept no liability for the correctness and completeness of the information contained in this brochure. As part of our General Terms and Conditions, we guarantee the proper functioning of our products. Furthermore Linear guarantees we provide in principle. A further liability than outlined in our Terms and Conditions is excluded.

Article number and version number:  
P001300520 V118

