

Old Fashioned

BATHROOMS



Luxury Traditional Bathrooms

Index

| | |
|--|----|
| Baths - <i>Cast Iron</i> | 4 |
| Baths - <i>Victoria+Albert</i> | 6 |
| Baths - <i>Royce Morgan</i> | 8 |
| Suites - <i>The Retro</i> | 10 |
| Suites - <i>The St James Suite</i> | 14 |
| Suites - <i>The Edwardian Suite</i> | 16 |
| Suites - <i>The Georgian Suite</i> | 18 |
| Suites - <i>The Decorated</i> | 20 |
| Suites - <i>The Salisbury</i> | 21 |
| Foresters Furniture | 22 |
| Taps - <i>Edwards & Co. Ceramic Disc</i> | 26 |
| Shower Enclosures - <i>Edwards & Co. Thermostatic</i> | 28 |
| Shower Enclosures - <i>Simpsons</i> | 29 |
| Tiles - <i>Original Style</i> | 30 |
| Underfloor Heating - <i>WarmUp</i> | 31 |
| Radiator & Towel Warmers | 32 |
| Finishing Touches - <i>Mirrors</i> | 33 |
| Finishing Touches - <i>Accessories</i> | 34 |
| Finishing Touches - <i>Lights</i> | 35 |
| Other services we offer | 36 |
| Price List | 37 |
| Terms & Conditions | 38 |

Thank you for requesting our brochure

Old Fashioned Bathroom is a family run business specialising in offering quality bathroom products that will stand the test of time.

Most of our products are British made, with some being commissioned to our own designs from local Suffolk craftsmen.

Our brochure contains a selection of the products we can offer, but we would love you to visit our new showroom in the picturesque village of Mickfield, to see and feel the beauty and quality of these suites, and more, for yourself.

You will also find displays of shower enclosures, tiles and underfloor heating. Our friendly knowledgeable staff will be happy to assist you with your choice.

Supporting British Craftsmen



Showroom open:

Weekdays 9am - 5pm

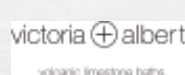

Saturdays 9am - 1pm

Closed Sundays and Bank Holidays

Browse our e-commerce website for online purchasing

www.oldfashionedbathrooms.co.uk

*“Helping our customers
enjoy their bathrooms since 1987”*



Baths - Cast Iron

These new cast iron enamelled baths are a beautiful replica and have the authentic feel of the original roll tops...

The exterior is primed ready for you to finish in a colour of your choice; alternatively we can professionally finish the exterior in your desired colour as an optional extra.

*made to last
a lifetime...*



Slipper Tub Bath

L1700 x W770 x H755 mm



The Single Ended

L1540 x W770 x H595 mm

L1700 x W770 x H610 mm



Slipper Bath

L1540 x W770 x H755 mm

L1700 x W770 x H720 mm

*Double ended baths
make a wonderful centrepiece...*



Classic Double Ended

L1540 x W770 x H590 mm
L1700 x W770 x H590 mm



Deep Double Ended

L1700 x W695 x H675 mm



Luxury Double Ended

L1780 x W800 x H675 mm

Raised Double Ended

L1800 x W770 x H785 mm



Baths - *Victoria+Albert*

Victoria+Albert baths are exceptionally strong and durable, with excellent water insulation properties. Made from Quarrycast®, a mixture of volcanic limestone and resin, these solid baths are lighter than their cast iron ancestors.

All stone cast baths can be supplied with 2 or no tap holes.



Richmond Double Ended Bath
L1670 x W745 x H600 mm



York Double Ended Bath
L1750 x W800 x H660 mm



Victorian Double Ended Bath
L1750 x W800 x H660 mm



Marlborough Double Ended Bath
L1890 x W860 x H724 mm

*The silky smooth interior
is a dream to keep clean...*



Shropshire Slipper Bath
L1537 x W750 x H780 mm



Roxbrough Large Slipper Bath
L1710 x W815 x H752 mm



Single Ended Bath
L1520 x W765 x H600 mm
L1705 x W780 x H600 mm



Ella Double Ended Bath
L1740 x W800 x H630 mm

Baths - Royce Morgan



Chillingham

The original classic British design, this single ended bath is ideal for the more compact bathroom.
L1665 x W750 x H580 mm



Lambeth

A classic Victorian style single ended bath, incorporating tile-in options.
L1665 x W715 x H570 mm

Royce Morgan luxury freestanding baths.

These double skinned acrylic baths are resin filled to make a solid bath that won't flex and creak like cheaper alternatives.

These traditional baths can be the centrepiece for any bathroom.

Timeless designs



Hilton

Perfect single ended luxury; the curves that flow through this bath gently compliment each other. Pure refinement and style.
L1715 x W730 x H730 mm



Chatsworth

Small in design but large in features, this grand look will enhance any settings.
L1530 x W710 x H755 mm



Crystal

The larger slipper bath with its high backrest and vintage look, fuses style with elegance.
L1680 x W720 x H780 mm



Kensington

Traditional double ended bath for a refined luxury bathing experience.

The bath for the world of indulgence.

L1495 x W785 x H610 mm

L1695 x W740 x H610 mm

L1755 x W785 x H610 mm

Melrose

Quintessentially assured and individual, the only way to understand it is to bathe in it.

This classic design lends itself to both traditional and contemporary bathrooms.

L1700 x W700 x H700 mm



- that capture the splendour of the era...



Hampton

This spacious centre piece gives a grand bathing experience. Indulge in sheer relaxation.

L1765 x W960 x H600 mm



Notre

Classical and smooth design with sculptured contours, the refinement is pure luxury.

L1650 x W695 x H655 mm



Windsor

A classic double ended for those who like to share their dreams.

L1670 x W750 x H580 mm

Suites - *The Retro*



Close Coupled WC
W450 x D720 x H815 mm



Low Level WC
W455 x D705 x H1045 mm



Basin & Pedestal
W560 x D465 x H920 mm

The beautiful curves of the Retro suite coupled with the high quality of the Italian ceramic, make this a stunning suite. Toilets are also available with a walnut seat.

High Level WC
W455 x D705 x H2385 mm



Suites - *The Retro*



100 Walnut Cabinet
W1010 x D545 x H915 mm
Mirror W920 x H1160 mm



69 Walnut Cabinet
W690 x D520 x H940 mm
Mirror W630 x H1160 mm



73 Walnut Cabinet
W730 x D540 x H940 mm
Mirror W630 x H1160 mm





This versatile suite with four basin sizes, three toilets and quality walnut furniture, offers a practical and beautiful solution for both a tiny ensuite and a cavernous bathroom.

100 Console Basin & Legs

W1010 x D545 x H955 mm

Suites - *The St James Suite*

The St James Collection is inspired by the best in classic Victorian design and incorporates the latest in plumbing technology. Crafted in the heart of England, the home of traditional British metal and ceramic working skills, the collection provides the discerning purchaser with the highest quality products.

high



Large Basin & Stand
W630 x D485 x H885 mm



Cloakroom Basin & Pedestal
W515 x D390 x H830 mm



Bidet
W416 x D615 x H447 mm



quality products...



High Level WC
W440 x D775 x H2000 mm



Close Coupled WC
W434 x D717 x H830 mm



Low Level WC
W434 x D750 x H1080 mm



Suites - *The Edwardian Suite*



Edwardian basins are available with pedestals (except cloakroom basin), stands or towel rails.

Cloakroom Basin
W510 x D300 mm



Large Basin & Pedestal
W610 x D510 x H900 mm



Round Basin & Pedestal
with towel rail.
W620 x D510 x H900 mm



Medium Basin & Stand
W560 x D470 x H900 mm

Suites - The Edwardian Suite



Bidet

W390 x D560 x H400 mm



Close Coupled WC

W510 x D710 x H780 mm



High Level WC

W510 x D670 x H2300 mm



Low Level WC

W510 x D740 x H1080 mm



**Close Coupled WC with
cloakroom basin and chrome stand.**

Suites - *The Georgian Suite*



Black Washstand
with Carrara Marble top and shelf.
W650 x D575 x H957 mm



Polished Washstand
with black granite top and shelf.
W650 x D575 x H957 mm



High Level WC
with polished cistern.
W430 x D670 x H2320 mm



The Georgian Collection shows off the best of natural stone. Choose the beautiful character of the Carrara marble or the deep mineral black granite to achieve your desired look and compliment it with either a white, black or polished aluminium washstand.



Victoria+Albert.

The Toulouse, beautiful clean lines complement both the traditional and contemporary settings.

L1815 x W800 x H717 mm

Suites - The Decorated

Close Coupled WC

Shown with cloakroom 2 tap hole basin and pedestal in pink decoration.

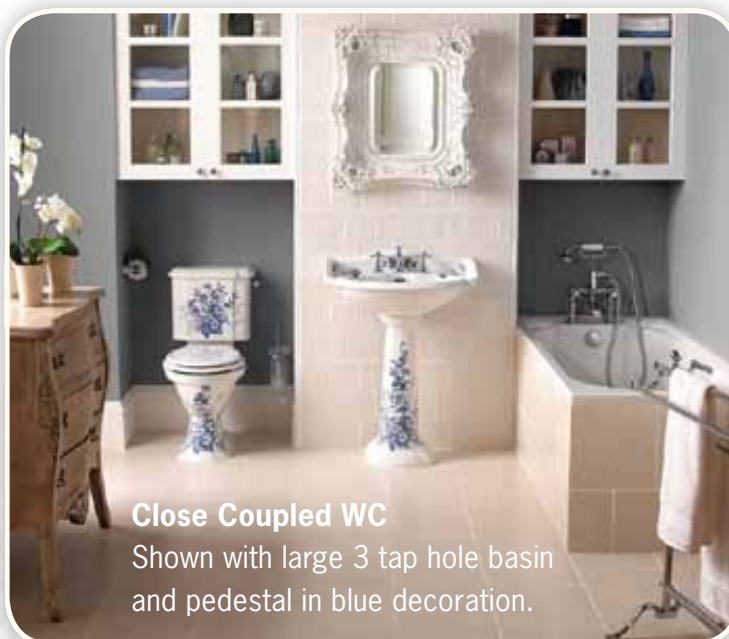


Choose this elegant suite with either pink or blue decoration to complement the colour of your bath.

The toilet is available high level, low level or close coupled.



Corner Basin & Pedestal



Close Coupled WC

Shown with large 3 tap hole basin and pedestal in blue decoration.

Suites - *The Salisbury*

Close Coupled WC

W480 x D760 x H880 mm



Basin & Pedestal

W580 x D470 x H835 mm



Enjoy the evolution of time-honoured elegance with Salisbury. The classically inspired style and refined features of this range will bring an air of grace to any bathroom.

Foresters Furniture

The Foresters range of wooden bathrooms items are made in Suffolk, UK.

The surface of the wood is sealed with an extremely durable lacquer to ensure no moisture gets in and to achieve a beautiful rich lustre.



Gothic Unit

Unit with black granite top and mirror.
Shown in medium oak colour.
W650 x D450 x H860 mm



Bow Front Unit

Unit with ceramic basin and mirror.
Shown in dark oak colour.
W910 x D550 x H880 mm



Shaker Unit

Unit with double bowl ceramic basin and mirror.
Shown in medium oak colour.
Also available with single bowl basin.
W1000 x D450 x H860 mm



Original Unit

Unit with ceramic basin and mirror.
Shown in light oak colour.
W650 x D580 x H920 mm

Foresters Furniture



Farmhouse Unit

Unit with ceramic basin.
Shown in painted/light oak colour.
W510 x D460 x H700 mm

Old England Unit

Unit with ceramic basin
Shown in light oak colour.
W680 x D540 x H950 mm



Classic Low Level WC

Shown in light oak colour with
large throne seat.
Also available as high level.



Ornate High Level WC

Shown in dark oak colour with
large throne seat.
Also available as low level.



Back-to-Wall WC

Shown in painted/light oak colour
with medium throne seat.



Foresters Furniture



Sandringham Toilet seat
Shown in walnut



Medium Throne Seat
Shown in dark oak colour



Large Throne Seat
Shown in medium oak colour



Bristol Throne Seat
Shown in light oak colour

Toilet seats are available in oak, walnut and mahogany. Oak toilet seats are available in light, medium, dark and black colours.

Old English Basin Unit with ornate low level WC.



Bow Fronted Unit with mirror and ornate high level WC.



Taps · Edwards & Co. Ceramic Disc



These Superior British made ceramic disc taps by Edwards & Co are available in Chrome, Gold and Nickel plated finishes.



Edwardian
short spout basin taps



Victorian
long spout basin taps



Victorian
bath taps



Lever
bath shower mixer

Taps - Edwards & Co. Ceramic Disc



Choose **Victorian**, **Edwardian** or **Lever** handles to compliment your chosen sanitaryware.



Victorian
mono basin mixer



Edwardian 3 hole
basin mixer, original spout



Victorian 3 hole
basin mixer, colonial spout



Lever
3 hole basin mixer, classical spout



Single-Lever
mono basin mixer

Showers - Edwards & Co. Thermostatic

Choose **Victorian**, **Edwardian** or **Lever** handles to compliment your chosen sanitaryware.



Victorian
concealed shower valve



Lever
exposed shower valve



Victorian
exposed shower valve



Lever
Exposed shower valve with riser, 5"
rose and diverter with handshower



Edwardian
exposed shower valve with riser,
5" rose and soap basket

Shower Enclosures - *Simpsons*



The Design range of enclosures by Simpsons has been developed utilising the latest technology. The result is a range of almost frameless cubicles that can sit beautifully on low profile trays or directly onto the tiled floor. They look stunning in today's bathrooms.

For the full range of Simpsons enclosures please ask in store for the catalogue or see the website:

www.simpsons-enclosures.co.uk

Each range is available in a wide choice of sizes. All Simpsons products benefit from a lifetime guarantee.

LIFETIME GUARANTEE



simpsons 

Design semi-frameless
2 door quadrant enclosure



Design semi-frameless
1 door quadrant enclosure



Design semi-frameless
2 door corner entry enclosure



Design semi-frameless
1 door pentagonal enclosure

Tiles - Original Style

Original Style is one of the UK's leading ceramic tile manufacturers, specialising in superior quality floor and wall tiles, glass tiles, mosaics and natural stone tiles for residential and commercial projects whether brand new developments or period renovations.

During the 1800s, Great Britain was the most prolific and creative tile manufacturing base in the world. It was an age when colour, design and quality were the important factors, when tiling was used to add class and distinction to walls and floors.

Original Style continue this tradition and take pride in producing the finest quality English floor and wall tiles. Made by generations of Devon craftsmen, these tiles represent the art of English tile making at its very best.




ORIGINALSTYLE
TILES • STONE • MOSAICS • GLASS

Original style...

Underfloor Heating - WarmUp

Electric underfloor heating is the preferred method of heating tile floors and stone floor areas of your home. It works faster (10-12 minutes), is easier to install and is less expensive than nearly all forms of heating including water-based heating systems.

Featuring advanced energy monitoring, the Warmup 3iE™ allows you to view actual graphs of your recorded energy consumption against costs. That means you know exactly what your underfloor heating running costs are.



Available exclusively from Warmup, the 3iE™ is the world's first fully interactive, touch technology, energy monitor thermostat. Choose from Piano Black and Classic Cream.



Under tile loose wire system



Under tile wire matt system



Insulation Boards



Foil heater for use with laminate, carpet, vinyl, engineered wood and other floating floors



Radiators & Towel Warmers

No more cold, damp towels!

These towel warmers and radiators are manufactured in the UK from solid brass tube for extra long life. Available in chrome, gold or nickel plated to match your taps, they can be plumbed into your central heating system, or be heated by an electric element, or both i.e. "dual fuel". This means you can still enjoy warm dry towels when your central heating is turned off.

A bespoke made to measure service is also available.



5-rail Floor Standing

4-rail Floor Standing

3-rail Wall Mounted

Ball jointed towel warmers are available with 3,4 or 5 rails, and can be wall hung or floor standing.



Arch

Available in two heights and two widths the Arch double sided towel warmer can cope with a whole family of towels.




Cranwich



Edwardian



Victorian



Ashill

Radiator and heated towel rail combinations help heat the bathroom as well as warming your towels.

Finishing Touches - Mirrors

Mirrors by Edwards & Co.

Swivel mirror available with chrome, nickel or gold plated fittings.



Oval Mirror

W480 x H540 mm



Round Mirror

W710 x H600 mm



Square Mirror

W710 x H600 mm



Octagonal Mirror

W710 x H600 mm

Shaving Mirrors



**Traditional Sliding
and Magnifying
Bathroom Mirror**



**Traditional Extending
and Magnifying Mirror**



**Traditional Round
Swivel and
Magnifying Mirror**



**Traditional Square
Swivel and
Magnifying Mirror**



**Victoria LED
Backlit Mirror**

W500 x H700 mm



**Grace LED Backlit
Mirror**

W800 x H600 mm



Tara Mirror

W500 x H600 mm



Albina Mirror

W450 x H600 mm



Olivia Mirror

W400 x H600 mm

Finishing Touches - Accessories



Toilet Brush



Reserve Roll Holder



Towel Rack

Available with metal or porcelain stems and in chrome, gold or nickel finish to match your taps.

Fine porcelain and solid brass are combined in this collection of quality accessories.



Towel Ring



Roll Holder



Tumbler



Soapdish & Tumbler



Toothbrush Holder



Soapdish



Soap Basket



Robe Hook



Single Towel Rail



Double Towel Rail



Gallery Shelf

Finishing Touches - Lights



Ornate wall lamp with 6" globe



Swan neck wall lamp with 6" globe



Flush ceiling fitting with 6" globe

Available with chrome or gold plated fittings, these bathroom lights come with plain or ribbed white globes.

These bathroom lights conform to relevant CE directives. Each item is constructed and tested to comply with electrical equipment safety regulations in accordance with BS4533 and is suitable for installation outside zones 0, 1 and 2.

Maximum 40 watt candle bulb recommended

N.B. Not suitable for installation directly over showers or baths, in steam rooms or areas of high humidity.



Flush ceiling pull switch with metal pull



Flush ceiling pull switch with porcelain pull

Finishing Touches - Waste Fittings



Kits 1 & 2

Bath wastes, standard & extended.



Kits 3 & 4

Exposed bath wastes, standard & extended.



Kit 5

Pipe shrouds (for baths with 2 tap holes).



Kit 6

Standpipes (for baths without tap holes).



Kit 7

Bath trap and waste pipe.



Kit 8

Basin Waste.



Kit 9

Basin bottle trap and extension.



Kit 10

The Roll Top Fittings Pack, includes kits 3, 5 and 7.

Other services we offer

Reeve & Co (Furniture & Joinery) Limited

manufactures high quality furniture, kitchens, windows, doors and staircases from oak, cherry and mahogany.

From their workshops in Suffolk, bespoke and specialist joinery has been made for 26 years to suit private individuals, schools, institutions and boutique hotels.

Everything is made to order and they invite the customer to participate in the design of each piece to make items uniquely suited to each customer.



Price List

BEFORE YOU BUY

We want you to be delighted with your purchase, so please take the time to read the following points. They may help you to avoid ordering items which are not suitable for your situation.

Space

This might seem obvious, but please ensure that you have the space for the size which you are ordering.

Remember to check heights as well, especially when fitting a shower enclosure or a basin and pedestal under a window sill.

Taps & Fittings

If you are not sure which taps and fittings will suit your situation, please consult a plumber before ordering.

Descriptions

Descriptions such as 'antique', 'Victorian' and 'Edwardian' refer to style, not age.

A NOTICE ABOUT FINISHES

Chrome (chromium plate)

This is the hardest wearing finish perfect for use in all situations.

Gold (gold plate)

A softer finish than chrome, only requires wiping clean with a soft cloth and a mild, non abrasive cleaner.

Nickel (nickel plate)

A softer finish than chrome. To maintain its new appearance, gentle cleaning with a metal polish may be required. Alternatively, a wipe clean with a soft cloth only will let the nickel oxidise, eventually leaving a dull pewter-like effect.

Ordering

If you cannot visit our showroom, you can order by telephone: 01449 711800.

We accept payment by card:

Visa/Mastercard/Maestro

Carriage can be arranged for all items - please ask.

Terms & Conditions

1. DEFINITIONS

- a) Old Fashioned Bathrooms shall here be called the "company"
- b) Written notice where required shall be given by prepaid recorded delivery post to the company head office, or by hand during office hours to head office and written acknowledgement obtained.
- c) "Purchaser" shall mean you, the buyer of the product.
- d) "Product" shall mean those items detailed in clause 6 below.
- e) "purchase agreement shall mean the contract entered into by the purchaser and the company following the payment of the deposit.

2. PARTIES

These terms and conditions cover the purchase agreement and shall not be assigned without the Company's written agreement.

3. AGREEMENT

The Company agrees to supply products and services as identified on the purchase agreement in exchange for payment of the quoted / purchased fee in accordance with clause 15.

4. ILLUSTRATIONS

Any illustration in the Company's promotional literature and documentation are for the purchaser's guidance and information only and will not be to scale.

5. VARIATION

- a) Any variation of this agreement must be in writing and signed by both parties.

6. PRODUCT

The product will be supplied by the company as close to demonstration specification as possible. However our suppliers may make changes they consider suitable and, pursuant to their policy of continuous improvement of the products. The company reserves to itself the full right to make any modifications in design, specification or composition as it shall think fit, save that the overall specification or composition shall be substantially the same as at the time the purchase agreement is entered into.

7. PRICES

Quotations and printed prices are subject to alteration or withdrawal without notice.

8. STORAGE

If you are unable to collect/take delivery of the goods when they become available, storage can be arranged free for a maximum of eight weeks as long as payment of the full outstanding balance is made immediately. Storage thereafter will be chargeable at a rate of 6.25% of order value per calendar month unless a written agreement to state otherwise is obtained from a company director.

9. DELIVERY

- a) The time for delivery of the product is only an estimate and the company are in no way liable for missed or late deliveries.
- b) The estimated number of weeks for delivery of the product shall begin from receipt or the purchaser's deposit.
- c) If delivery is requested or not, this will be arranged within our normal delivery areas on designated days. Delivery of goods will be deemed to have taken place when the goods are taken from our vehicle at your chosen delivery address. Delivery is to the ground floor only. There will need to be a strong able person at hand to assist with unloading large, awkward or heavy goods.
- d) All items must be unpacked and checked thoroughly with 24 hours of delivery. Any damage or shortage must be notified to us immediately by telephone followed by written notification within seven working days.
- e) Where delivery is being made by a carrier company, do not give a signature for any package unless you are happy that it is in perfect order. If the package is damaged or wet, note the exact condition on the carrier's sheet. It is not sufficient to sign 'unexamined' and a claim will not be able to be made at a later date. Once goods have been installed, no claim can be made that they were delivered damaged or incorrect.
- f) It is your responsibility to ensure that goods will fit into your chosen location and to ensure that there is reasonable access and that doorways are wide enough.
- g) Notwithstanding the foregoing the company shall not be liable for any delay in the completion of the work which arises from causes beyond its reasonable control.
- h) If it is not possible to deliver or unload, the delivery charge will still be made for the abortive visit and it will be your responsibility to make alternative arrangements at your own risk and expense for dismantling, use of hoists, lifting tackle or alterations to the property as appropriate. A second delivery will incur a second delivery charge.
- i) If the purchaser's actions prevent the company from delivering the goods on the agreed date the company reserves the right to charge the purchaser a fee for any abortive visit or lost time. This fee being a minimum of £10.00.

10. TITLE

- a) Notwithstanding the earlier passing of title in the products shall remain with the company and shall not pass to the Purchaser until the amount due under the invoice for them (including interest and cost) has been paid in full.
- b) Until title passes the Purchaser shall hold the products as bailee for the company.
- c) The Company may at any time before title passes and without any liability to the purchaser: Repossess and dismantle and use or sell all or any of the products and by doing so terminate the Purchaser's right to use, sell to otherwise deal in them: and for that purpose (or determining what if any Products are held by the Purchaser and inspecting them) enter any premises of or occupied by the Purchaser.
- d) The company may maintain an action for the price of any Products notwithstanding that title in them has not passed to the purchaser.

11. RISK DELIVERY AND PERFORMANCE

- a) The Products are delivered to the Purchaser when the Company makes them available to the Purchaser or any agent of the purchaser or any carrier (who shall be the Purchaser's agent whoever pays its charges) at the company's Premises or other delivery point agreed by the purchaser.
- b) Risk in the Products passes when they are delivered in accordance with clause 11 (a).

12. EXTENT OF COMPANY LIABILITY

- a) The company shall have no liability to the Purchaser for any loss or damage of any nature arising from any breach of any express or implied warranty or condition of the Purchase Agreement or by reason of any misrepresentation (unless fraudulent) or any negligence, breach of statutory or other duty on the Company or in any other way out of or in connection with the performance or purported performance of or failure to perform the purchase agreement except for death or personal injury resulting from the Company's negligence: and expressly stated in these conditions.
- b) If the purchaser establishes that any Products have not been delivered, have been delivered damaged or do not comply with their description the company shall, at its option, replace with similar products any Products which are missing, lost or damaged or do not comply with their description, allow the Purchaser credit for their invoice value or repair any damaged products.
- c) In no circumstances shall the liability of the company to the Purchaser under this condition exceed the total invoice value of the Products and services.
- d) Where the Purchaser deal as a consumer, the Purchaser's statutory rights remain unaffected by the provisions of these conditions.

13. VAT

Will be payable by the Purchaser at the prevailing rate on the date payments are made.

14. PAYMENT

- a) A deposit is required at time of order, with full payment of any balance due 4 days before delivery.
- b) The deposit is confirmation of the existence of a legally binding contract and is not refundable except in accordance with your right under sale of goods legislations. No goods will be released until full payments is received in full.
- c) The Company personnel are authorised to accept cash, a cheque, Credit cards or Debt card.

15. GUARANTEE

It is the Purchasers responsibility to retain this invoice as a claim can only be made by producing the original invoice.

The company undertakes to repair or replace faulty items free of all charges should any fault appear due to defective materials or workmanship in any item within one years from the date of installation or delivery or if any longer period of guarantee given by the manufacturer, in respect of faulty materials. Where the item cannot be repaired or replaced with the nearest equivalent we will refund the Purchaser the original purchase price.

It is your responsibility to ensure that the goods conform to the relevant legislation for your situation and that they are compatible to your plumbing system.

The company accept no responsibility for any leaks due to removable parts not being correctly sealed into position by the installer.

This Warranty dose not extend to:

- a) Minor imperfections within the glass, or the incidence of condensation.
- b) Damage or faults due to accidents, misuse or neglect by the Purchaser.
- c) Premature failure of materials due to the Purchaser failing to carry out adequate product maintenance.
- d) The removal and / or repositioning of the installation or part of the installation.
- e) Damage or faults due to primed items not being painted within 1 day of fitting.
- f) Our guarantee does not include reimbursement of any charges you may incur for labour, transport or any consequential costs whatsoever.
- g) Notification of claim under warranty must be by written notice of the defect, gives within 28 days of the date upon which the discovery of the defect has been made.

16. COMPLAINTS

- a) In the interests of dealing efficiently with any query, written notice of any enquiry should be given.
- b) The Purchaser hereby agrees to afford the Company reasonable opportunity to remedy any complaints for which the Company are liable.

17. CANCELLATION

This order constitutes a legally binding contract. Cancellation will not normally be allowed except in accordance with your right under sale of goods legislation or where the company is in breach of our legal obligations.

18. LAW

English Law shall apply to these terms and conditions and the parties agree to submit to the exclusive jurisdiction of the English Courts.

19. COLOURS AND FINISHES

Display models and samples are representative of the finished product. Whilst every effort will be made to match all colour and finishes, Goods are supplied on the under standing that there may be dye, shade and grain variations, particularly with natural products such as wood.

20. SIZE AND DESCRIPTION OF PRODUCT.

All size quoted are approximate. Products are manufactured to perform within the appropriate industry measurements tolerances.

21. CUSTOMER OWN MEASUREMENTS

We will accept no responsibility for any loss or damage arising from incorrect measurements made or supplied by you or on your behalf. Order cannot be cancelled after the goods have been cut or manufactured to size provided or specified by customers.

22. GENERAL CARE.

The Product(s) supplied are to be used for the purpose and in the manner for which they were designed. Most manufactures include care and maintenance advise with their products which should be read and followed. No responsibility will be accepted for damage caused by incorrect cleaning.





www.oledfashionedbathrooms.co.uk

T: 01449 711800 · F: 01449 711569

E: sales@oledfashionedbathrooms.co.uk

Old Fashioned Bathrooms, Stonham Road, Mickfield, Stowmarket, Suffolk. IP14 5LS