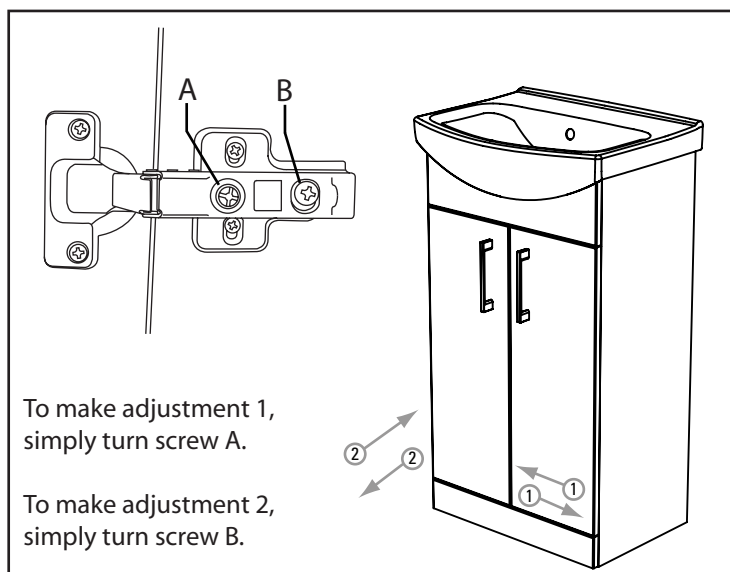
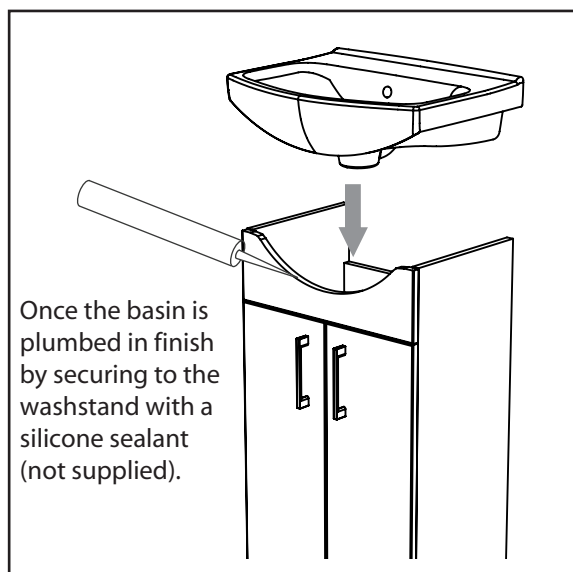


Opal

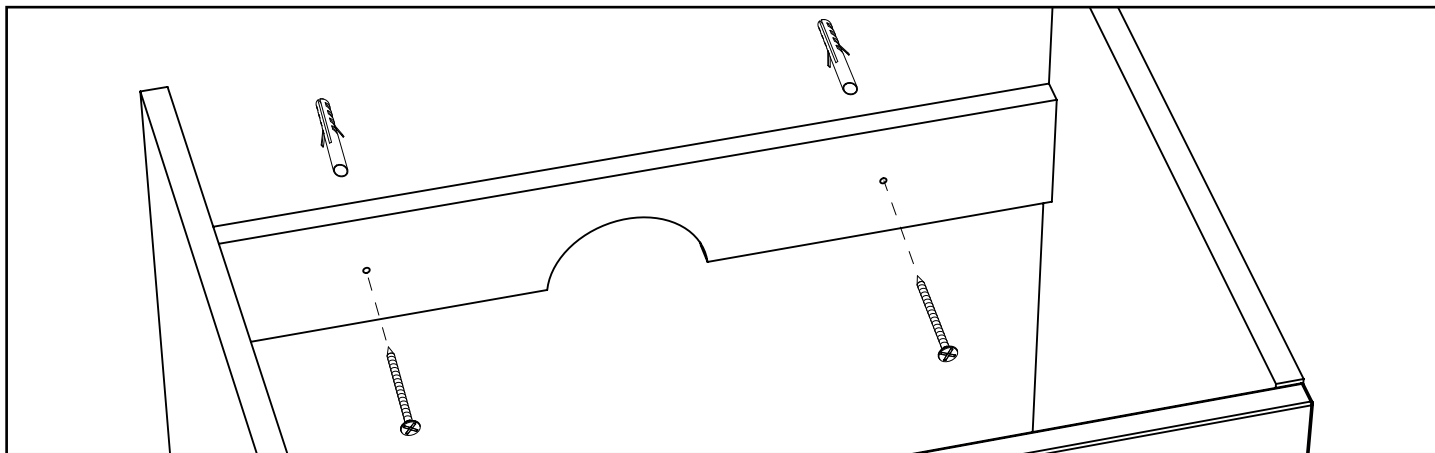
Double Door Unit Installation and Aftercare Instructions

Before you start: wear suitable eye protection when drilling. Take care when using power tools near water - the use of a residual current device (RCD) is recommended. Beware of hidden pipes or cables. Take care when drilling tiled surfaces as the drill might slip. Use a piece of masking tape to prevent the drill from wandering.



Fixing Unit to Wall

It is recommended to secure floor mounted units to the wall, this can be done by using a screw and wall plug as shown below (fixings not supplied)



Aftercare Instructions

We recommend...



Wipe away any water splashes or condensation after use. Excessive exposure to water will deteriorate the furniture.



All bathrooms should be well ventilated with a suitable extractor fan.



Clean with a soft damp cloth only.



For removal of lime scale deposits use a suitable proprietary cleaner. If necessary test on an inconspicuous area first.

Please DO NOT...



Do not scrub or scour



Do not use abrasive cleaning agents